


TRACK



Our versatile track system seamlessly integrates with lighting fixtures, perfect for commercial and residential spaces. Easily configurable in straight or custom patterns, it offers simple installation and adjustment for tailored illumination solutions.



- Seamless Installation and Integration of Helium Track Fixtures.
- Premium extruded aluminum housing.
- Track comes in a 10' Max run length.
- Customizable Run Lengths can be specified.
- High quality powder coating finish.
- Remote constant voltage driver with integral 1% 0-10v and DALI dimming.
- 5 Year warranty.





TRACK

Specs Code:

FIXTURE ID 1	MOUNTING 2	LENGTH 3	FINISH 4	DIMMING 5
Track -Slim TRK-SLIM	Surface SRF	39" 39IN	White -RAL9016 WH	0-10V DMV
	Pendant PEN	78" 78IN	Black -RAL9005 BLK	DALI DALI
Track -High TRK-HIGH	Recessed RCS	118" 118IN	Custom CSTM	
		Custom* CSTM		
		Pattern* PAT		
Track - Recessed Trim TRK-RTM				
Track - Recessed Drywall Mud Flange TRK-RDMF				
Track - Up/Down TRK-UD				
VOLTAGE 6	CURVE TRACK (FOR ROUND / CURVE DESIGN)* 7			
120V 120V	R450-1/4	R450-1/4		
120-277V UNV	R600-1/4	R600-1/4		
	R450-1/2	R450-1/2		
	R600-1/2	R600-1/2		
	-High Track Only.			

* -Consult factory for custom Length and Pattern.

-Curve track applicable only for Round and Curve Pattern.

Order Guide:

1
2
3
4
5
6

7

*Example : TRK-RDMF-RCS-78IN-BLK-DMV-UNV





TRACK

Possibility of Patterns:

Square




X-Shape



Rectangle



Custom



Note: Consult factory for custom designs.



Dimming



DALI



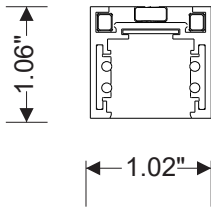
Intertek



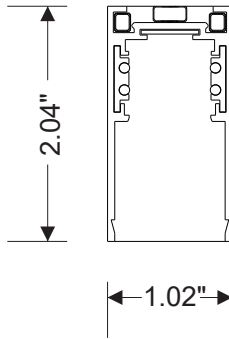
TRACK

Product Drawing :

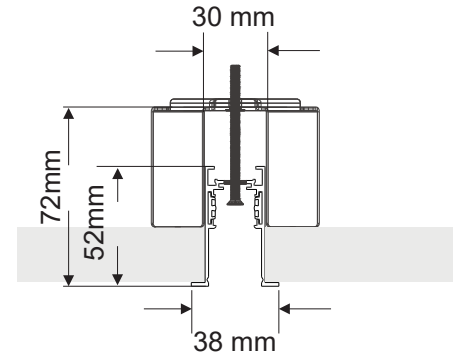
Slim Track



High Track

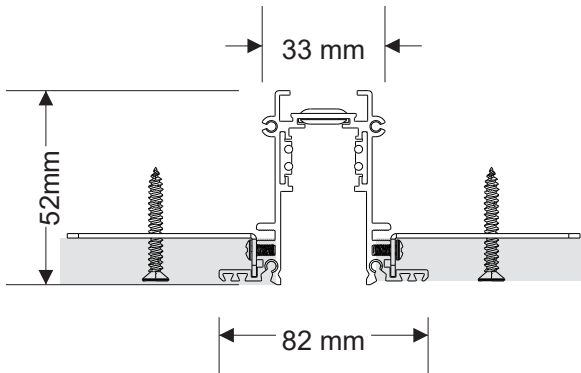


Recessed Trim Track

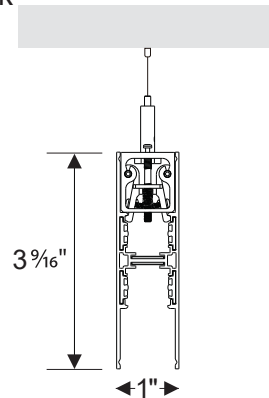


Cutout: Width 31mm x Length at actual (2010 mm)

Recessed Trimless Track



Up / Down Track



Technical Details:


Material	Extruded Aluminum
Finish	Polyester Powder Coating
Colour	White <small>-RAL9016</small> / Black <small>-RAL9005</small> / Custom
Length	39"* / 78"* / 118"* / Custom
Driver	Remote 48v LED Driver
Max Electrical Run	300 W Each Circuit
Dimming	0-10v / TRIAC





TRACK

Surface /Pendant Track Accessories:



- 503069-016-01/02* - High Track Endcap Kits (2pcs/set) - White / Black
- 503069-017-01/02* - High Track Endcap Kits for side cable entry (2pcs/set) - White / Black
- 503069-018-01/02* - L Shape Vertical Connector for High Track - White / Black
- 503069-019-01/02* - L Shape Outer Connector for High Track - White / Black
- 503069-020-01/02* - L Shape Connector for High Track - White / Black
- 503069-021-01/02* - T Shape Left Connector for High Track - White / Black
- 503069-022-01/02* - T Shape Right Connector for High Track - White / Black
- 503069-023-01/02* - X Shape Right Connector for High Track - White / Black
- 5030430-09 - L shape horizontal connector for High Track
- 503069-004-01/02* - Slim Track Endcap Kits (2pcs/set) - White / Black
- 503069-005-01/02* - Slim Track Endcap Kits for side cable entry (2pcs/set) - White / Black
- 503069-007-01/02* - L shape horizontal connector for Slim Track
- 503069-008-01/02* - L Shape Vertical Connector for slim Track - White / Black
- 503069-009-01/02* - L Shape Outer Connector for slim Track - White / Black
- 503069-010-01/02* - L Shape Connector for slim Track - White / Black
- 503069-011-01/02* - T Shape Left Connector for slim Track - White / Black
- 503069-012-01/02* - T Shape Right Connector for slim Track - White / Black
- 503069-013-01/02* - X Shape Right Connector for slim Track - White / Black
- 503069-068 - High Track-Suspended Curve Corner Suspended Kits
- 503069-006-01/02* - Two way Flexible Electrical Connector
- 503069-050-01/02* - Electrical Jointing Connector - White / Black
- 503069-051-01/02* - Linear connector with screws - White / Black
- 503069-052-01/02* - Live-end Feed with 500mm length cable - White / Black
- 503069-053-01/02* - Suspended Live-end Feed with 2,000mm length cable - White / Black
- 503069-054-01/02* - Suspended Kits(2pcs/set) Standard long: 2,000mm1 set for 1,000mm track - White / Black
- 503069-055-01/02* - Suspended ropeKits(2pcs/set) Standard long: 2,000mm1 set for 1,000mm track - White / Black
- 503069-056-02* - 2 Nos. of Screw & Wall Plug kit
- 503069-059-01/02* - Track rail cover 1000mm - White / Black

Note* - (01 - Stands for White & 02 - Stands for Black)





TRACK

Recessed Track Accessories:



- 503069-027-01/02*** - Endcap Kits For Recessed Track (Non magnetic) with trim (2pcs/set) - White / Black
- 503069-028-01/02*** - Endcap Kits for side cable entry for Recessed Track with trim (2pcs/set) - White / Black
- 503069-029-01/02*** - L Shape Horizontal Connector for Recessed Track with trim - White / Black
- 503069-030-01/02*** - L Shape Vertical Connector for Recessed Track with trim - White / Black
- 503069-031-01/02*** - L Shape Outer Connector for Recessed Track with trim - White / Black
- 503069-032-01/02*** - T Shape Left Connector for Recessed Track with trim - White / Black
- 503069-033-01/02*** - T Shape Right Connector for Recessed Track with trim - White / Black
- 503069-034-01/02*** - X Shape Connector for Recessed Track with trim - White / Black
- 503069-026** - Accessories For Recessed Track with trim (2pcs/set) With screws: KM4*36mm
- 503069-037-01/02*** - Endcap Kits For Recessed Track Trimless (2pcs/set) - White / Black
- 503069-038-01/02*** - Endcap Kits for side cable entry For Recessed Track Trimless (2pcs/set) - White / Black
- 503069-039-01/02*** - L Shape Outer Connector for Recessed Track Trimless - White / Black
- 503069-040-01/02*** - X Shape Connector for Recessed Track Trimless 120mm*120mm - White / Black
- 503069-060-01/02*** - L Shape Horizontal Connector for Recessed Trimless track - White / Black
- 503069-061-01/02*** - L Shape Vertical Connector for Recessed Trimless Track - White / Black
- 503069-062-01/02*** - T Shape LEFT Connector for Recessed Trimless track - White / Black
- 503069-063-01/02*** - T Shape RIGHT Connector for Recessed Trimless track - White / Black
- 503069-006-01/02*** - Two way Flexible Electrical Connector
- 503069-050-01/02*** - Electrical Jointing Connector - White / Black
- 503069-051-01/02*** - Linear connector with screws - White / Black
- 503069-052-01/02*** - Live-end Feed with 500mm length cable - White / Black
- 503069-053-01/02*** - Suspended Live-end Feed with 2,000mm length cable - White / Black
- 503069-054-01/02*** - Suspended Kits(2pcs/set) Standard long: 2,000mm1 set for 1,000mm track - White / Black
- 503069-055-01/02*** - Suspended ropeKits(2pcs/set) Standard long: 2,000mm1 set for 1,000mm track - White / Black
- 503069-056-02*** - 2 Nos. of Screw & Wall Plug kit
- 503069-059-01/02*** - Track rail cover 1000mm - White / Black

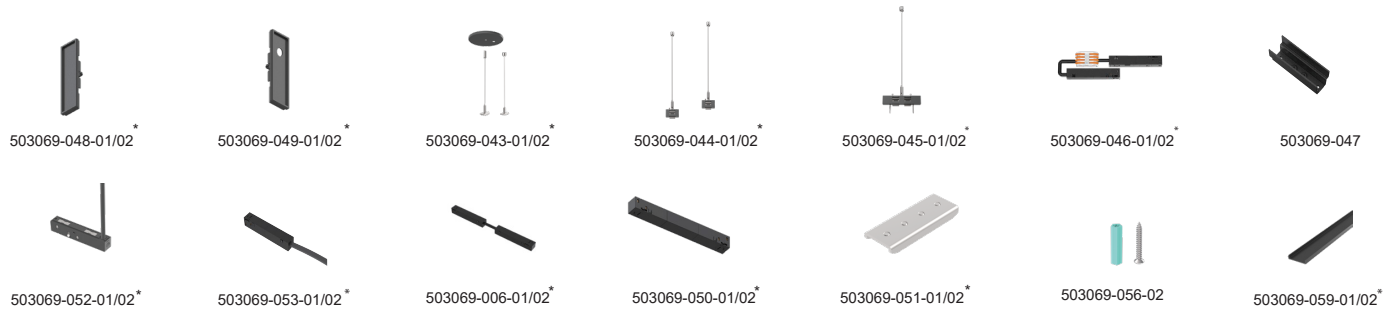
Note - (01 - Stands for White & 02 - Stands for Black)





TRACK

Up-Down Track Accessories:



- 503069-048-01/02*** - H Track System Endcap Kits(2pcs/set)For Direct Indirect light
- 503069-049-01/02*** - H Track System Endcap Kits with O Shape hole for side cable entry (2pcs/set) for Direct Indirect light
- 503069-043-01/02*** - 1pcs ceiling box for power feeder with 2pcs pendant wire kits ,std. length: 2,000mm 2pcs/set for 39" track. - White / Black
- 503069-044-01/02*** - Pendant wire kits for up-down track,standard length: 2,000mm 2pcs/set for 39" track.- White / Black
- 503069-045-01/02*** - Linear connector pendant wire kits standard length:2,000mm.
- 503069-046-01/02*** - Flexible Continuous Kit, Electrical
- 503069-047** - Linear Connector with Screws for H Track System (Direct Indirect light)
- 503069-052-01/02*** - Live-end Feed with 500mm length cable
- 503069-053-01/02*** - Suspended Live-end Feed with 2,000mm length cable
- 503069-006-01/02*** - Two way Flexible Electrical Connector
- 503069-050-01/02*** - Electrical Jointing Connector - White / Black
- 503069-051-01/02*** - Linear connector with screws - White / Black
- 503069-056-02*** - 2 Nos. of Screw & Wall Plug kit
- 503069-059-01/02*** - Track rail cover 1000mm - White / Black


Note* (01 - Stands for White & 02 - Stands for Black)



TRACK INSERTS



HELIUM LYTE



Dimming



DALI



Intertek



SPOT 3



Design Features:

- Easily repositioned on site.
- Premium aluminium housing.
- Made with high powered OSRAM led chip that maintains high lumens per watt.
- Available with 18°/ 30°/ 45° beam angle.
- Specifiable colour temperature.
- CRI > 90
- 0-10V and DALI Dimming option available.
- 5 Year warranty.

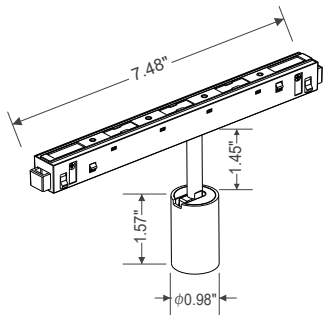
Specs Code:

FIXTURE ID	1	LUMENS / WATT	2	LED OPTION	3	DIMMING	4	BEAM ANGLE	5	FINISH	6	ACCESSORIES	7
SPOT-3	SPOT3	L180/3W	L18/3W	2700K 3000K 3500K 4000K	27K 30K 35K 40K	0-10V DALI	DMV DALI	18 Degree 30 Degree 45 Degree	18D 30D 45D	White Black	WH BLK	Not Applicable	NA

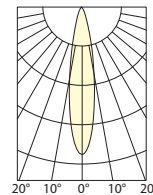
Ordering Code:

1
2
3
4
5
6
7

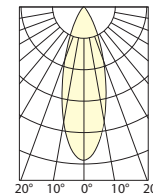
*Example : SPOT3-L18/3W-27K-DMV-45D-BLK-NA



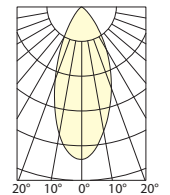
03W-18D



03W-30D



03W-45D



WATT	LUMENS	CCT	CRI
03W	180 lm	3000K	CRI90





SPOT 8



Design Features:

- Easily repositioned on site.
- Premium aluminium housing.
- Made with high powered CITIZEN led chip that maintains high lumens per watt.
- Available with 18°/ 30°/ 45° beam angle.
- Specifiable colour temperature.
- CRI > 90
- 0-10V and DALI Dimming option available.
- 5 Year warranty.

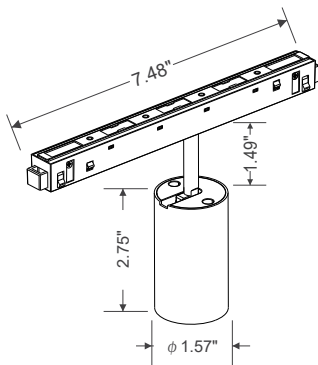
Specs Code:

FIXTURE ID	1	LUMENS / WATT	2	LED OPTION	3	DIMMING	4	BEAM ANGLE	5	FINISH	6	ACCESSORIES	7
SPOT-8	SPOT8	L580/8W <small>-For 18° & 30°</small>	L58/8W	2700K 3000K 3500K 4000K	27K 30K 35K 40K	0-10V DALI	DMV DALI	18 Degree 30 Degree 45 Degree	18D 30D 45D	White Black	WH BLK	Not Applicable	NA

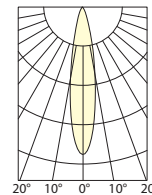
Ordering Code:

1
2
3
4
5
6
7

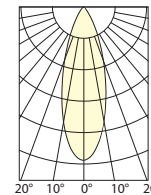
*Example : SPOT8-L58/8W-27K-DMV-45D-BLK-NA



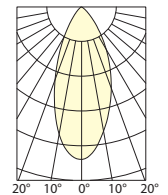
08W-18D



08W-30D



08W-45D



WATT	LUMENS	CCT	CRI
08W	580 lm	3000K	CRI90





SPOT 12



Design Features:

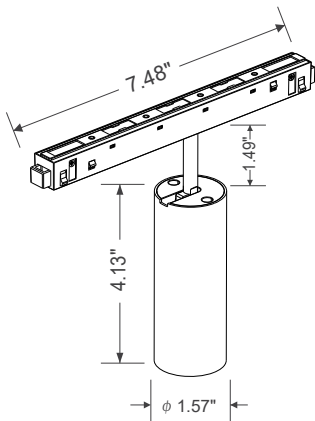
- Easily repositioned on site.
- Premium aluminium housing.
- Made with high powered CITIZEN led chip that maintains high lumens per watt.
- Available with 18°/ 30°/ 45° beam angle.
- Specifiable colour temperature.
- CRI > 90
- 0-10V and DALI Dimming option available.
- 5 Year warranty.

Specs Code:

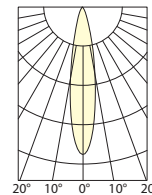
FIXTURE ID	1	LUMENS / WATT	2	LED OPTION	3	DIMMING	4	BEAM ANGLE	5	FINISH	6	ACCESSORIES	7
SPOT-12	SPOT12	L750/12W <small>-For 18° & 30°</small>	L75/12W	2700K 3000K 3500K 4000K	27K 30K 35K 40K	0-10V DALI	DMV DALI	18 Degree 30 Degree 45 Degree	18D 30D 45D	White Black	WH BLK	Not Applicable	NA

Ordering Code:

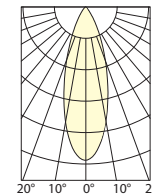
*Example : SPOT12-L75/12W-27K-DMV-45D-BLK-NA



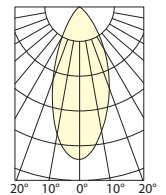
12W-18D



12W-30D



12W-45D



WATT	LUMENS	CCT	CRI
12W	750 lm	3000K	CRI90





SPOT DUO 5



Design Features:

- Easily repositioned on site.
- Premium aluminium housing.
- Made with high powered OSRAM led chip that maintains high lumens per watt.
- Available with 18°/ 30°/ 45° beam angle.
- Specifiable colour temperature.
- CRI > 90
- 0-10V and DALI Dimming option available.
- 5 Year warranty.

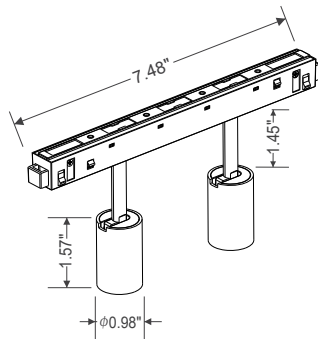
Specs Code:

FIXTURE ID	1	LUMENS / WATT	2	LED OPTION	3	DIMMING	4	BEAM ANGLE	5	FINISH	6	ACCESSORIES	7
SPOT DUO-5	SPOTD5	L350/5W	L35/5W	2700K 3000K 3500K 4000K	27K 30K 35K 40K	0-10V DALI	DMV DALI	18 Degree 30 Degree 45 Degree	18D 30D 45D	White Black	WH BLK	Not Applicable	NA


Ordering Code:

1
2
3
4
5
6
7

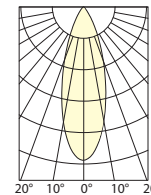
*Example : SPOTD5-L35/5W-27K-DMV-45D-BLK-NA



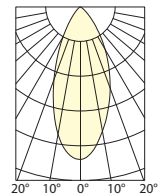
05W-18D



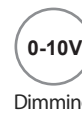
05W-30D



05W-45D



WATT	LUMENS	CCT	CRI
05W	350 lm	3000K	CRI90





SPOT DUO 16



Design Features:

- Easily repositioned on site.
- Premium aluminium housing.
- Made with high powered CITIZEN led chip that maintains high lumens per watt.
- Available with 18°/ 30°/ 45° beam angle.
- Specifiable colour temperature.
- CRI > 90
- 0-10V and DALI Dimming option available.
- 5 Year warranty.

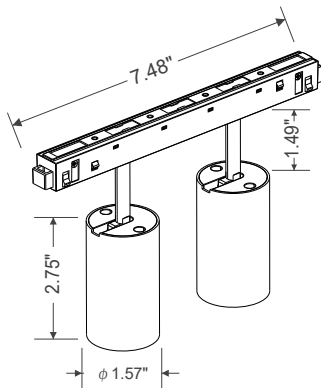
Specs Code:

FIXTURE ID	1	LUMENS / WATT	2	LED OPTION	3	DIMMING	4	BEAM ANGLE	5	FINISH	6	ACCESSORIES	7
SPOT DUO-16	SPOTD16	L1100/16W	L110/16W	2700K	27K	0-10V	DMV	18 Degree	18D	White	WH	Not Applicable	NA
		<small>-For 18° & 30°</small>		3000K	30K	DALI	DALI	30 Degree	30D	Black	BLK		
		L850/16W	L85/16W	3500K	35K			45 Degree	45D				
		<small>-For 45°</small>		4000K	40K								

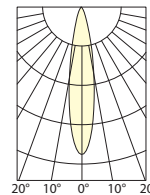
Ordering Code:

1
2
3
4
5
6
7

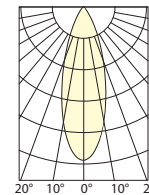
*Example : SPOTD16-L85/16W-27K-DMV-45D-BLK-NA



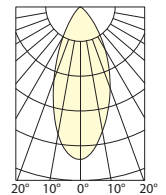
16W-18D



16W-30D



16W-45D



WATT	LUMENS	CCT	CRI
16W	1100 lm	3000K	CRI90





SPOT DUO 24



Design Features:

- Easily repositioned on site.
- Premium aluminium housing.
- Made with high powered CITIZEN led chip that maintains high lumens per watt.
- Available with 18°/ 30°/ 45° beam angle.
- Specifiable colour temperature.
- CRI > 90
- 0-10V and DALI Dimming option available.
- 5 Year warranty.

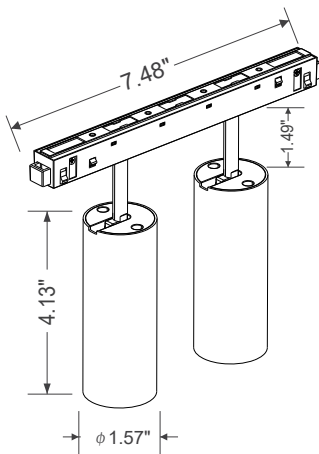
Specs Code:

FIXTURE ID	1	LUMENS / WATT	2	LED OPTION	3	DIMMING	4	BEAM ANGLE	5	FINISH	6	ACCESSORIES	7
SPOT DUO-24	SPOTD24	L1500/24W L110/24W <small>-For 18° & 30°</small>	2700K 27K 3000K 30K	3500K 35K 4000K 40K	0-10V DMV DALI DALI	18 Degree 18D 30 Degree 30D 45 Degree 45D	White WH Black BLK	Not Applicable NA					


Ordering Code:

1
2
3
4
5
6
7

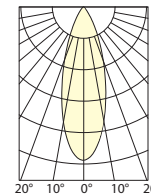
*Example : SPOTD24-L150/24W-27K-DMV-45D-BLK-NA



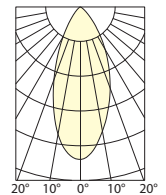
24W-18D



24W-30D



24W-45D



WATT	LUMENS	CCT	CRI
24W	1500 lm	3000K	CRI90



Dimming



DALI



Intertek



CELL 2 HEAD



Design Features:

- Easily repositioned on site.
- Premium aluminium housing.
- Made with high powered OSRAM led chip that maintains high lumens per watt.
- Available with 20°/ 35° beam angle.
- Specifiable colour temperature.
- CRI > 90
- 0-10V and DALI Dimming option available.
- 5 Year warranty.

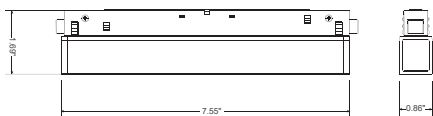
Specs Code:

FIXTURE ID	1	LUMENS / WATT	2	LED OPTION	3	DIMMING	4	BEAM ANGLE	5	FINISH	6	ACCESSORIES	7
CELL 2 HEAD	CELL2H	L180/3W	L18/3W	2700K 3000K 3500K 4000K	27K 30K 35K 40K	0-10V DALI	DMV DALI	20 Degree 35 Degree	20D 35D	White Black	WH BLK	Not Applicable	NA

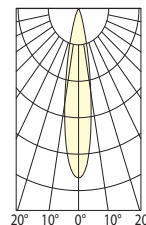
Ordering Code:

1	2	3	4	5	6	7
<input style="width: 80px; height: 20px;" type="text"/>	<input style="width: 80px; height: 20px;" type="text"/>	<input style="width: 80px; height: 20px;" type="text"/>	<input style="width: 80px; height: 20px;" type="text"/>	<input style="width: 80px; height: 20px;" type="text"/>	<input style="width: 80px; height: 20px;" type="text"/>	<input style="width: 80px; height: 20px;" type="text"/>

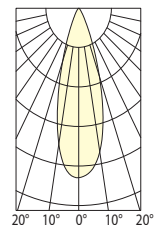
*Example : CELL2H-L18/3W-27K-DMV-35D-BLK-NA



3W-20D



3W-35D



WATT	LUMENS	CCT	CRI
3W	180 lm	3000K	CRI90





CELL 6 HEAD



Design Features:

- Easily repositioned on site.
- Premium aluminium housing.
- Made with high powered OSRAM led chip that maintains high lumens per watt.
- Available with 20°/ 35° beam angle.
- Specifiable colour temperature.
- CRI > 90
- 0-10V and DALI Dimming option available.
- 5 Year warranty.

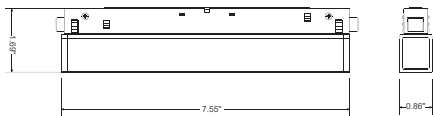
Specs Code:

FIXTURE ID	1	LUMENS / WATT	2	LED OPTION	3	DIMMING	4	BEAM ANGLE	5	FINISH	6	ACCESSORIES	7
CELL 6 HEAD	CELL6H	L550/7W	L55/7W	2700K 3000K 3500K 4000K	27K 30K 35K 40K	0-10V DALI	DMV DALI	20 Degree 35 Degree	20D 35D	White Black	WH BLK	Not Applicable	NA

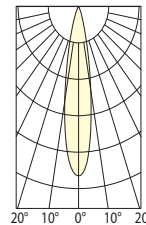
Ordering Code:

1	2	3	4	5	6	7

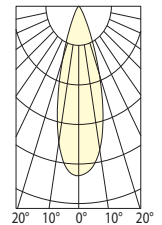
*Example : CELL6H-L55/7W-27K-DMV-35D-BLK-NA



7W-20D



7W-35D



WATT	LUMENS	CCT	CRI
7W	550 lm	3000K	CRI90





CELL 8 HEAD



Design Features:

- Easily repositioned on site.
- Premium aluminium housing.
- Made with high powered OSRAM led chip that maintains high lumens per watt.
- Available with 20°/ 35° beam angle.
- Specifiable colour temperature.
- CRI > 90
- 0-10V and DALI Dimming option available.
- 5 Year warranty.

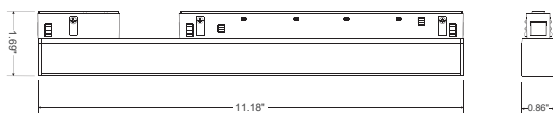
Specs Code:

FIXTURE ID	1	LUMENS / WATT	2	LED OPTION	3	DIMMING	4	BEAM ANGLE	5	FINISH	6	ACCESSORIES	7
CELL 8 HEAD	CELL8H	L750/9W	L75/9W	2700K 3000K 3500K 4000K	27K 30K 35K 40K	0-10V DALI	DMV DALI	20 Degree 35 Degree	20D 35D	White Black	WH BLK	Not Applicable	NA

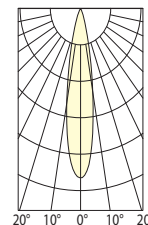
Ordering Code:

1	2	3	4	5	6	7
<input type="text"/>	<input type="text"/>	<input type="text"/>	<input type="text"/>	<input type="text"/>	<input type="text"/>	<input type="text"/>

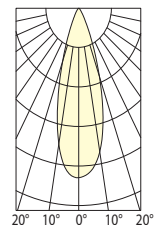
*Example : CELL8H-L75/9W-27K-DMV-35D-BLK-NA



9W-20D



9W-35D



WATT	LUMENS	CCT	CRI
9W	750 lm	3000K	CRI90





CELL 12 HEAD



Design Features:

- Easily repositioned on site.
- Premium aluminium housing.
- Made with high powered OSRAM led chip that maintains high lumens per watt.
- Available with 20°/ 35° beam angle.
- Specifiable colour temperature.
- CRI > 90
- 0-10V and DALI Dimming option available.
- 5 Year warranty.

L700/10W **L70/10W**
-For 25°

L750/10W **L75/10W**
-For 36° & 50°

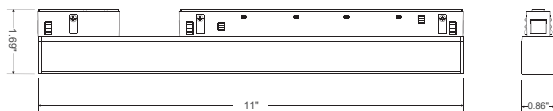
Specs Code:

FIXTURE ID	1	LUMENS / WATT	2	LED OPTION	3	DIMMING	4	BEAM ANGLE	5	FINISH	6	ACCESSORIES	7
CELL 12 HEAD	CELL12H	L1100/13W	L110/13W	2700K 3000K 3500K 4000K	27K 30K 35K 40K	0-10V DALI	DMV DALI	20 Degree 35 Degree	20D 35D	White Black	WH BLK	Not Applicable	NA

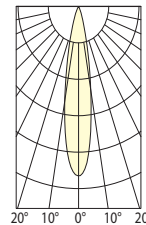
Ordering Code:

1
2
3
4
5
6
7

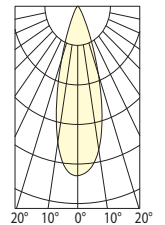
*Example : CELL12H-L110/13W-27K-DMV-35D-BLK-NA



13W-20D



13W-35D



WATT	LUMENS	CCT	CRI
13W	1100 lm	3000K	CRI90





SPOT 10



Design Features:

- Easily repositioned on site.
- Premium aluminium housing.
- Made with high powered OSRAM led chip that maintains high lumens per watt.
- Available with 25°/ 36°/ 50° beam angle.
- Specifiable colour temperature.
- CRI > 90
- 0-10V and DALI Dimming option available.
- 5 Year warranty.

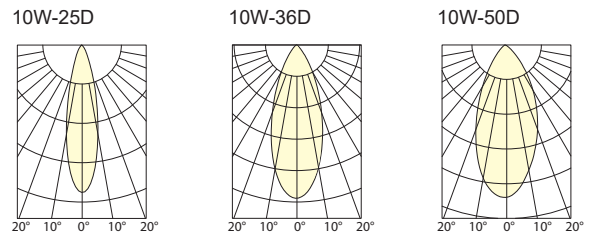
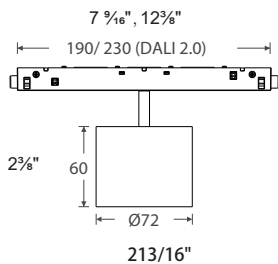
Specs Code:

FIXTURE ID	1	LUMENS / WATT	2	LED OPTION	3	DIMMING	4	BEAM ANGLE	5	FINISH	6	REFLECTOR	7
SPOT-10	SPOT10	L700/10W <small>-For 25°</small>	L70/10W	2700K 3000K	27K 30K	0-10V DALI	DMV DALI	25 Degree 36 Degree 50 Degree	25D 36D 50D	White Black Golden	WH BLK GLD	White Black Crome Black Golden	WH BLK CBLK GLD
		L750/12W <small>-For 36° & 50°</small>	L75/10W	3500K 4000K	35K 40K								

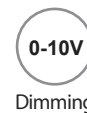
Ordering Code:

1
2
3
4
5
6
7

*Example : SPOT10-L70/10W-27K-DMV-50D-BLK-BLK



WATT	LUMENS	CCT	CRI
10W	750 lm	3000K	CRI90





SPOT 20



Design Features:

- Easily repositioned on site.
- Premium aluminium housing.
- Made with high powered OSRAM led chip that maintains high lumens per watt.
- Available with 25°/ 36°/ 50° beam angle.
- Specifiable colour temperature.
- CRI > 90
- 0-10V and DALI Dimming option available.
- 5 Year warranty.

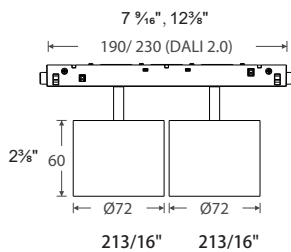
Specs Code:

FIXTURE ID	1	LUMENS / WATT	2	LED OPTION	3	DIMMING	4	BEAM ANGLE	5	FINISH	6	REFLECTOR	7
SPOT-20	SPOT20	L1400/20W	L140/20W	2700K	27K	0-10V	DMV	25 Degree	25D	White	WH	White	WH
		-For 25°		3000K	30K	DALI	DALI	36 Degree	36D	Black	BLK	Black	BLK
		L1500/20W	L150/20W	3500K	35K			50 Degree	50D	Golden	GLD	Crome Black	CBLK
		-For 36° & 50°		4000K	40K							Golden	GLD

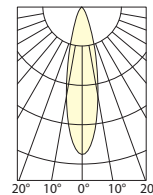
Ordering Code:

1
2
3
4
5
6
7

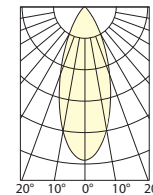
*Example : SPOT20-L150/20W-27K-DMV-50D-BLK-BLK




10W-25D



10W-36D



10W-50D



WATT	LUMENS	CCT	CRI
20W	1500 lm	3000K	CRI90



SPOT CYLINDRICAL PENDANT 12



Design Features:

- Easily repositioned on site.
- Premium aluminium housing.
- Made with high powered CITIZEN led chip that maintains high lumens per watt.
- Available with 18°/ 30°/ 45° beam angle.
- Specifiable colour temperature.
- CRI > 90
- 0-10V and DALI Dimming option available.
- 5 Year warranty.

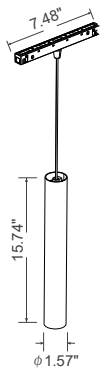
Specs Code:

FIXTURE ID 1	LUMENS / WATT 2	LED OPTION 3	DIMMING 4	BEAM ANGLE 5	FINISH 6	ACCESSORIES 7
SPOT CYLINDRICAL PENDANT-12 CYL12	L750/12W <small>-For 18° & 30°</small> L600/12W <small>-For 45°</small> L75/12W L60/12W	2700K 27K 3000K 30K 3500K 35K 4000K 40K	0-10V DMV DALI DALI	18 Degree 18D 30 Degree 30D 45 Degree 45D	White WH Black BLK	Not Applicable NA

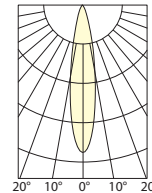
Ordering Code:

1	2	3	4	5	6	7
<input style="width: 80px; height: 25px;" type="text"/>	<input style="width: 80px; height: 25px;" type="text"/>	<input style="width: 80px; height: 25px;" type="text"/>	<input style="width: 80px; height: 25px;" type="text"/>	<input style="width: 80px; height: 25px;" type="text"/>	<input style="width: 80px; height: 25px;" type="text"/>	<input style="width: 80px; height: 25px;" type="text"/>

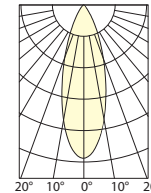
*Example : CYL12-L75/12W-27K-DMV-45D-BLK-NA



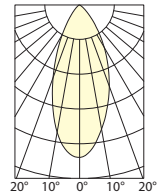
08W-18D



08W-30D



08W-45D



WATT	LUMENS	CCT	CRI
12W	600 lm	3000K	CRI90



SPOT CYLINDRICAL PENDANT 14



Design Features:

- Easily repositioned on site.
- Premium aluminium housing.
- Made with high powered CITIZEN led chip that maintains high lumens per watt.
- Available with 18°/ 24°/ 36°/ 50° beam angle.
- Specifiable colour temperature.
- CRI > 90
- 0-10V and DALI Dimming option available.
- 5 Year warranty.

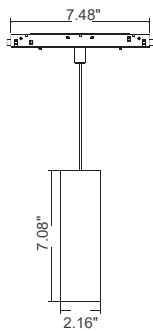
Specs Code:

FIXTURE ID 1	LUMENS / WATT 2	LED OPTION 3	DIMMING 4	BEAM ANGLE 5	FINISH 6	ACCESSORIES 7
SPOT CYLINDRICAL PENDANT-14 CYL14	L950/14W L95/14W	2700K 27K 3000K 30K 3500K 35K 4000K 40K	0-10V DMV DALI DALI	18 Degree 18D 24 Degree 24D 36 Degree 36D 50 Degree 50D	White WH Black BLK	Not Applicable NA

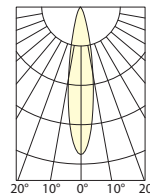
Ordering Code:

1	2	3	4	5	6	7
<input style="width: 80px; height: 25px;" type="text"/>	<input style="width: 80px; height: 25px;" type="text"/>	<input style="width: 80px; height: 25px;" type="text"/>	<input style="width: 80px; height: 25px;" type="text"/>	<input style="width: 80px; height: 25px;" type="text"/>	<input style="width: 80px; height: 25px;" type="text"/>	<input style="width: 80px; height: 25px;" type="text"/>

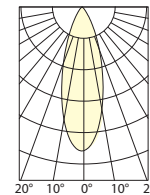
*Example : CYL14-L95/14W-27K-DMV-36D-BLK-NA



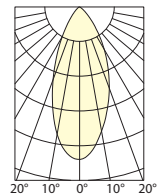
14W-18D



14W-24D



14W-36D



WATT	LUMENS	CCT	CRI
14W	950 lm	3000K	CRI90





SPOT ZOOMABLE 10



Design Features:

- Easily repositioned on site.
- Premium aluminium housing.
- Made with high powered CITIZEN led chip that maintains high lumens per watt.
- Zoom lens from 20° - 40° / 35° - 60° beam angle.
- Specifiable colour temperature.
- CRI > 90
- 0-10V and DALI Dimming option available.
- 5 Year warranty.

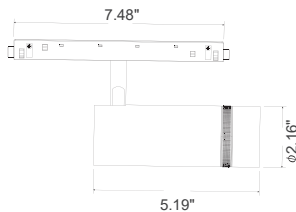
Specs Code:

FIXTURE ID ¹	LUMENS / WATT ²	LED OPTION ³	DIMMING ⁴	BEAM ANGLE ⁵	FINISH ⁶	ACCESSORIES ⁷
SPOT ZOOMABLE -10	SPOTZ10 L800/10W <small>-For 20° & 35°</small> L750/10W <small>-For 40° & 60°</small>	L80/10W 2700K 27K 3000K 30K 3500K 35K 4000K 40K	0-10V DMV DALI DALI	20° - 40° 20D-40D 35° - 60° 35D-60D	White WH Black BLK	Not Applicable NA

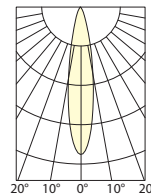
Ordering Code:

¹
 ²
 ³
 ⁴
 ⁵
 ⁶
 ⁷

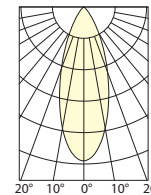
*Example : SPOTZ10-L80/10W-27K-DMV-20D-40D-BLK-NA



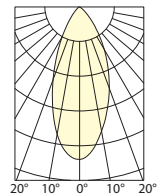
10W-18D



10W-35D



10W-40D




WATT	LUMENS	CCT	CRI
10W	800 lm	3000K	CRI90





ADJUSTABLE 7



Design Features:

- Easily repositioned on site.
- Premium aluminium housing.
- Made with high powered SAMSUNG led chip that maintains high lumens per watt.
- Available with 110° beam angle.
- Specifiable colour temperature.
- CRI > 90
- 0-10V and DALI Dimming option available.
- 5 Year warranty.

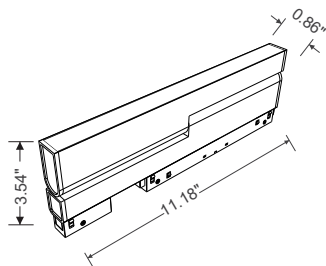
Specs Code:

FIXTURE ID 1	LUMENS / WATT 2	LED OPTION 3	DIMMING 4	BEAM ANGLE 5	FINISH 6	ACCESSORIES 7
ADJUSTABLE ADJ7-7	L400/7W L40/7W	2700K 27K 3000K 30K 3500K 35K 4000K 40K	0-10V DMV DALI DALI	110 Degree 110D	White WH Black BLK	Not Applicable NA

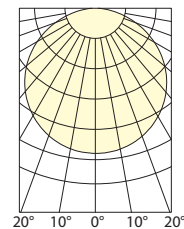
Ordering Code:

1	2	3	4	5	6	7
<input type="text"/>	<input type="text"/>	<input type="text"/>	<input type="text"/>	<input type="text"/>	<input type="text"/>	<input type="text"/>

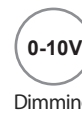
*Example : ADJ7-L40/7W-27K-DMV-110D-BLK-NA



7W-110D



WATT	LUMENS	CCT	CRI
7W	400 lm	3000K	CRI90





CELL 12 HEAD ADJUSTABLE



Design Features:

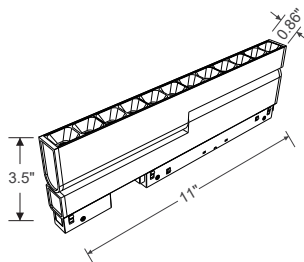
- Easily repositioned on site.
- Premium aluminium housing.
- Made with high powered OSARAM led chip that maintains high lumens per watt.
- Available with 20°/ 35° beam angle.
- Specifiable colour temperature.
- CRI > 90
- 0-10V and DALI Dimming option available.
- 5 Year warranty.

Specs Code:

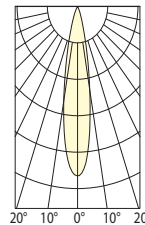
FIXTURE ID	1	LUMENS / WATT	2	LED OPTION	3	DIMMING	4	BEAM ANGLE	5	FINISH	6	ACCESSORIES	7
CELL-12HEAD ADJUSTABLE	CELL 12HADJ	L1100/13W	L110/13W	2700K 3000K 3500K 4000K	27K 30K 35K 40K	0-10V DALI	DMV DALI	20 Degree 35 Degree	20D 35D	White Black	WH BLK	Not Applicable	NA

Ordering Code:

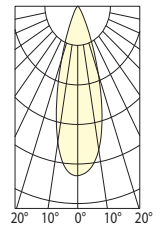
*Example : ADJ13-L110/13W-27K-DMV-35D-BLK-NA



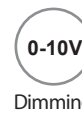
13W-20D



13W-35D

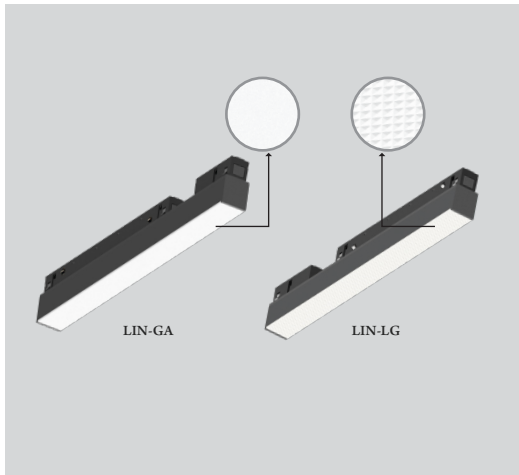


WATT	LUMENS	CCT	CRI
13W	1100 lm	3000K	CRI90





LIN-GA/LG



Design Features:

- Easily repositioned on site.
- Premium aluminium housing.
- Made with high powered SAMSUNG led chip that maintains high lumens per watt.
- Available with 65°/ 110° beam angle.
- Specifiable colour temperature.
- CRI > 90
- 0-10V and DALI Dimming option available.
- 5 Year warranty.

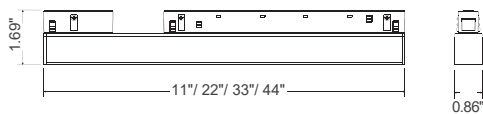
Specs Code:

FIXTURE ID	1	LUMENS / WATT	2	LED OPTION	3	DIMMING	4	BEAM ANGLE	5	FINISH	6	ACCESSORIES	7
LIN-GA	LINGA	L400/7W	L40/7W	2700K	27K	0-10V	DMV	110 Degree	110D	White	WH	Not Applicable	NA
LIN-LG	LINLG	L800/13W	L80/13W	3000K	30K	DALI	DALI			Black	BLK		
		L1200/19W	L120/19W	3500K	35K								
		L1600/26W	L160/26W	4000K	40K								
		-Above for LIN-GA											

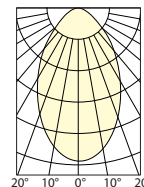
Ordering Code:

1
2
3
4
5
6
7

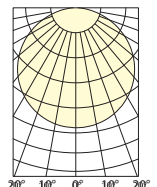
*Example : ADJ7-L40/7W-27K-DMV-110D-BLK-NA



7W-110D



13W-35D




WATT	LUMENS-GA	LUMENS-LG	CCT	CRI
07W	400 lm	380 lm	3000K	CRI90
13W	800 lm	750 lm	3000K	CRI90
19W	1200 lm	1100 lm	3000K	CRI90
26W	1600 lm	1500 lm	3000K	CRI90





TRACK WALL WASH



Design Features:

- Easily repositioned on site.
- Premium aluminium housing.
- Made with high powered SAMSUNG led chip that maintains high lumens per watt.
- Specifiable colour temperature.
- CRI > 90
- 0-10V and DALI Dimming option available.
- 5 Year warranty.

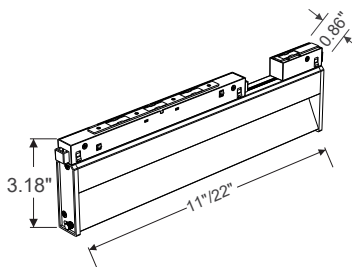
Specs Code:

FIXTURE ID	1	LUMENS / WATT	2	LED OPTION	3	DIMMING	4	BEAM ANGLE	5	FIXTURE SIZE	6	FINISH	7
TRACK WALLWASH	TWW	L350/7W L700/13W	L35/7W L70/13W	2700K 3000K 3500K 4000K	27K 30K 35K 40K	0-10V DALI	DMV DALI	Wall Washer	WW	7W -11 Inch 13W -22 Inch	11IN 22IN	White Black	WH BLK

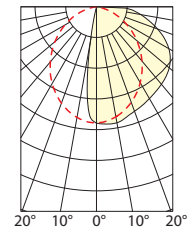
Ordering Code:

1
2
3
4
5
6
7

*Example : TWW-L70/13W-27K-DMV-WW-22IN-BLK



7W-WALL WASHER




WATT	LUMENS	CCT	CRI
07W	350 lm	3000K	CRI90
13W	700 lm	3000K	CRI90





CUBIC 10



Design Features:

- Easily repositioned on site.
- Premium aluminium housing.
- Made with high powered OSARAM led chip that maintains high lumens per watt.
- Available with 30° beam angle.
- Specifiable color temperature.
- CRI > 90
- 0-10V and DALI Dimming option available.
- 5 Year warranty.

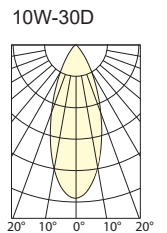
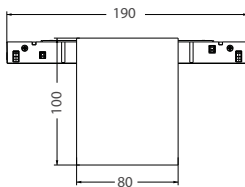
Specs Code:

FIXTURE ID	1	LUMENS / WATT	2	LED OPTION	3	DIMMING	4	BEAM ANGLE	5	FINISH	6	ACCESSORIES	7
CUBIC-10	CUBIC10	L1000/10W	L100/10W	2700K 3000K 3500K 4000K	27K 30K 35K 40K	0-10V DALI	DMV DALI	30 Degree	30D	White Black	WH BLK	Not Applicable	NA

Ordering Code:

1
2
3
4
5
6
7

*Example : CUBIC10-L100/10W-27K-DMV-30D-BLK-NA



WATT	LUMENS	CCT	CRI
10W	1000 lm	3000K	CRI90





ORBIT 10



Design Features:

- Easily repositioned on site.
- Premium aluminium housing.
- Made with high powered OSARAM led chip that maintains high lumens per watt.
- Available with 30° beam angle.
- Specifiable color temperature.
- CRI > 90
- 0-10V and DALI Dimming option available.
- 5 Year warranty.

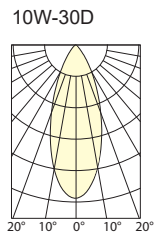
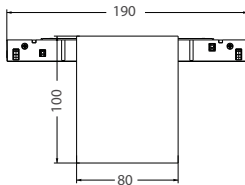
Specs Code:

FIXTURE ID	1	LUMENS / WATT	2	LED OPTION	3	DIMMING	4	BEAM ANGLE	5	FINISH	6	ACCESSORIES	7
ORBIT-10	ORBIT10	L900/10W	L90/10W	2700K 3000K 3500K 4000K	27K 30K 35K 40K	0-10V DALI	DMV DALI	30 Degree	30D	White Black	WH BLK	Not Applicable	NA

Ordering Code:

1
2
3
4
5
6
7

*Example : ORBIT10-L90/10W-27K-DMV-30D-BLK-NA



WATT	LUMENS	CCT	CRI
10W	900 lm	3000K	CRI90





FOCUS



Design Features:

- Easily repositioned on site.
- Premium aluminium housing.
- Made with high powered OSARAM led chip that maintains high lumens per watt.
- Available with 15° / 25° / 35° beam angle.
- Specifiable color temperature.
- CRI > 90
- 0-10V and DALI Dimming option available.
- 5 Year warranty.

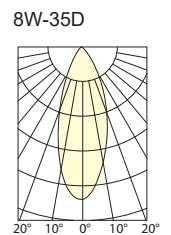
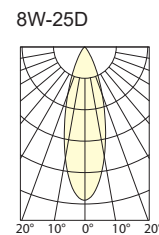
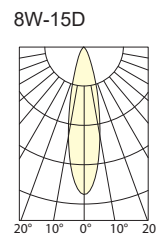
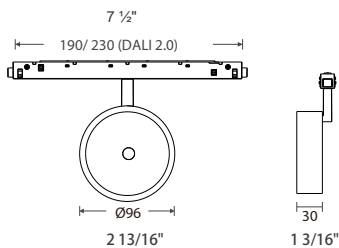
Specs Code:

FIXTURE ID	1	LUMENS / WATT	2	LED OPTION	3	DIMMING	4	BEAM ANGLE	5	FINISH	6	ACCESSORIES	7
FOCUS	FOCUS	L750/8W	L75/8W	2700K	27K	0-10V	DMV	15 Degree	15D	White	WH	Not Applicable	NA
				3000K	30K	DALI	DALI	25 Degree	25D	Black	BLK		
				3500K	35K			35 Degree	35D				
				4000K	40K								

Ordering Code:

1
2
3
4
5
6
7

*Example : FOCUS-L75/8W-27K-DMV-25D-BLK-NA



WATT	LUMENS	CCT	CRI
8W	750 lm	3000K	CRI90





TWIG



Design Features:

- Easily repositioned on site.
- Premium aluminium & Glass housing.
- Made with high powered OSARAM led chip that maintains high lumens per watt.
- Available with 360° beam angle.
- Specifiable color temperature.
- CRI > 90
- 0-10V and DALI Dimming option available.
- 5 Year warranty.

Specs Code:

FIXTURE ID	1	LUMENS / WATT	2	LED OPTION	3	DIMMING	4	BEAM ANGLE	5	FINISH	6	ACCESSORIES	7
TWIG	TWIG	L1700/20W	L170/20W	2700K 3000K 3500K 4000K	27K 30K 35K 40K	0-10V DALI	DMV DALI	360 Degree	360D	White Black Gold Silver	WH BLK GLD SLR	Not Applicable	NA

Ordering Code:

1
2
3
4
5
6
7

*Example : TWIG-L170/20W-27K-DMV-360D-BLK-NA



WATT	LUMENS	CCT	CRI
20W	1700 lm	3000K	CRI90





GLOBE



Design Features:

- Easily repositioned on site.
- Premium aluminium & Glass housing.
- Made with high powered OSARAM led chip that maintains high lumens per watt.
- Available with 300° beam angle.
- Specifiable color temperature.
- CRI > 90
- 0-10V and DALI Dimming option available.
- 5 Year warranty.

Specs Code:

FIXTURE ID	1	LUMENS / WATT	2	LED OPTION	3	DIMMING	4	BEAM ANGLE	5	FINISH	6	ACCESSORIES	7
GLOBE	GLOBE	L450/5W	L45/5W	2700K 3000K 3500K 4000K	27K 30K 35K 40K	0-10V DALI	DMV DALI	300 Degree	300D	White Black Gold Silver	WH BLK GLD SLR	Not Applicable	NA

Ordering Code:

1	2	3	4	5	6	7
<input style="width: 80px; height: 25px;" type="text"/>	<input style="width: 80px; height: 25px;" type="text"/>	<input style="width: 80px; height: 25px;" type="text"/>	<input style="width: 80px; height: 25px;" type="text"/>	<input style="width: 80px; height: 25px;" type="text"/>	<input style="width: 80px; height: 25px;" type="text"/>	<input style="width: 80px; height: 25px;" type="text"/>

*Example : GLOBE-L45/5W-27K-DMV-300D-BLK-NA



WATT	LUMENS	CCT	CRI
5W	450 lm	3000K	CRI90

